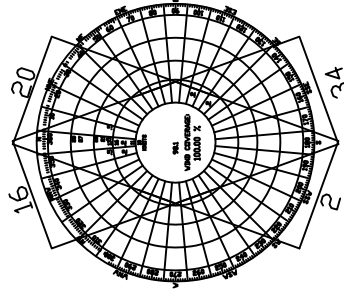
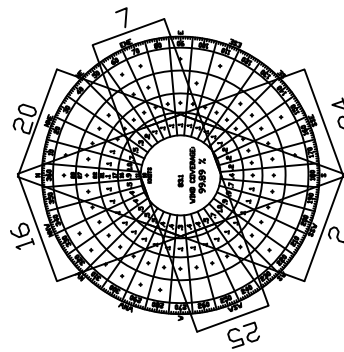


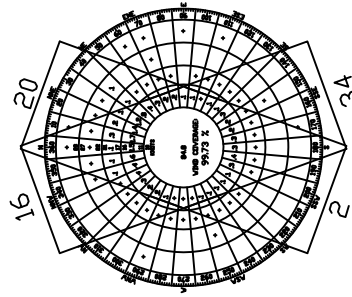
CEILING - GREATER THAN 1000 FT.  
 VISIBILITY - GREATER THAN 3 MILES  
 (67.14% OBSERV.)  
 R/W 02-20 - 98.62% (15K)  
 R/W 16-34 - 98.62% (15K)  
 R/W 07-25 - 50.52% (10K)  
 TOTAL (3 R/W) 99.89%



CEILING - LESS THAN 800 FT.  
 VISIBILITY - LESS THAN 0.5 MILE  
 (62% OBSERV.)  
 R/W 02-20 - 99.24% (15K)  
 R/W 16-34 - 100.00% (15K)  
 TOTAL (2 R/W) 100.00%



ALL FEATURES  
 (73.87% OBSERV.)  
 R/W 02-20 - 98.65% (15K)  
 R/W 16-34 - 50.52% (10K)  
 TOTAL (3 R/W) 99.89%



CEILING - LESS THAN 1000 FT., BUT  
 VISIBILITY - GREATER THAN 3 MILES, BUT  
 6.07% OBSERV.)  
 R/W 02-20 - 99.26% (15K)  
 R/W 16-34 - 98.92% (15K)  
 TOTAL (2 R/W) 99.73%

# Windrose Data

